

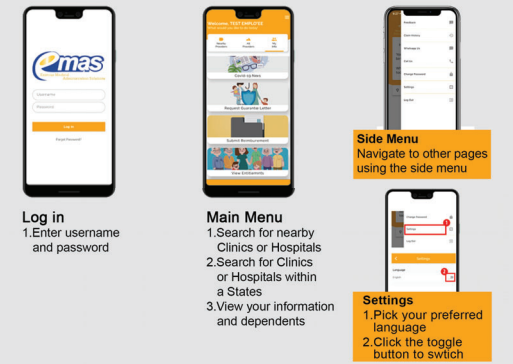


e-MAS Sihatku
Eximius Medical Administration Solution

GET IT ON
Google Play

Download on the
App Store

Guidelines



Log in
1. Enter username and password

Main Menu
1. Search for nearby Clinics or Hospitals
2. Search for Clinics or Hospitals within a States
3. View your information and dependents

Side Menu
Navigate to other pages using the side menu

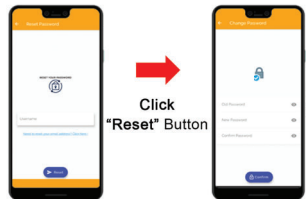
Settings
1. Pick your preferred language
2. Click the toggle button to switch

How to Request for Guarantee Letter?



Guarantee Letter
1. Enter e-mail address that active
2. Enter Clinic / Hospital name
3. Enter your Medical Condition
4. Choose "GL" type
5. Enter treatment date
6. Upload appointment card image as a attachment
*Snap a clear photo of your appointment card and upload from your device

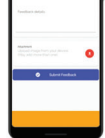
How to Reset Password?



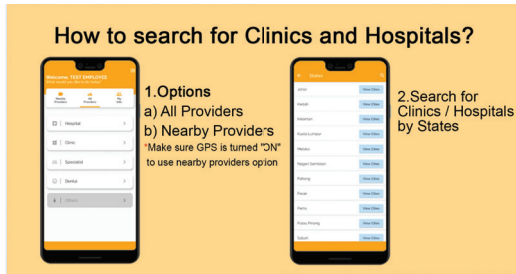
Click "Reset" Button

1. Enter Old Password
2. Enter New Password
3. Enter the New Password again to Confirm the Password

To send the Feedback



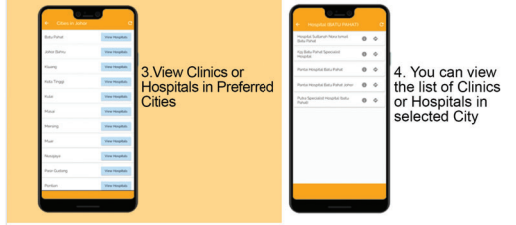
Feedback
1. Enter your Email
2. Type in your Feedback to us
3. You can attach any supporting documents
4. Click the "Submit Feedback" Button



How to search for Clinics and Hospitals?

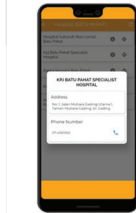
1. Options
a) All Providers
b) Nearby Providers
*Make sure GPS is turned "ON" to use nearby providers option

2. Search for Clinics / Hospitals by States


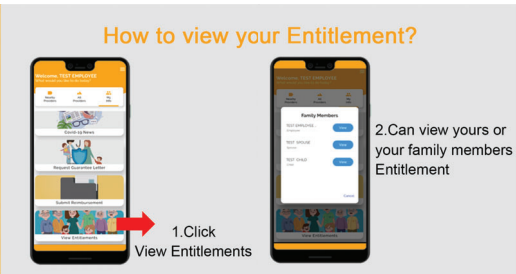


3. View Clinics or Hospitals in Preferred Cities

4. You can view the list of Clinics or Hospitals in selected City




5. Click on
 ⓘ To get Clinics or Hospitals Address and Contact Number
 📍 To navigate you through Waze or Google Map

How to view your Entitlement?

1. Click View Entitlements

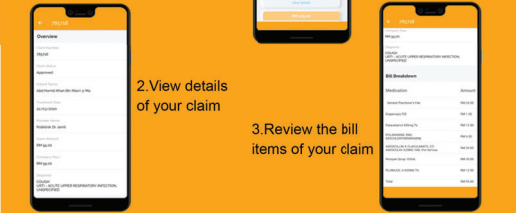
2. Can view yours or your family members Entitlement



View Your Claim History

1. View all your claims

3. View the Entitlement's Information



2. View details of your claim

3. Review the bill items of your claim



e-MAS Sihatku
Eximius Medical Administration Solution

GET IT ON
Google Play

Download on the
App Store

Panduan Pengguna



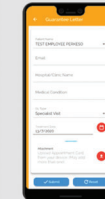
Log Masuk
1. Masukkan nama pengguna dan kata laluan

Menu Utama
1. Cari Klinik atau Hospital yang berdekatan
2. Cari Klinik atau Hospital dalam Negeri
3. Lihat Informasi Anda dan Tanggungan Anda

Menu Sebelah
Navigasi ke Halaman Lain Menggunakan Menu Sebelah


Settings
1. Pilih Bahasa Pilihan Anda
2. Ketik butang togol untuk menuka

Bagaimana Cara Meminta Surat Jaminan Surat Jaminan?



1. Masukkan alamat emel yang aktif
2. Masukkan nama Klinik/Hospital
3. Masukkan keadaan perubahan anda
4. Pilih jenis "GL"
5. Pilih tarikh rawatan
6. Muat naik imej kad temu janji
*Tangkap gambar kad temu janji yang jelas dan muat naik daripada peranti anda

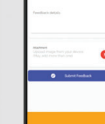
Cara Menetapkan Semula Kata Laluan



Tekan butang "Tetap Semula"

1. Enter Old Password
2. Enter New Password
3. Enter the New Password again to Confirm the Password

Untuk Menghantar Maklum Balas



Maklum Balas
1. Masukkan emel anda
2. Taipkan maklum balas anda
3. Anda boleh memuat naik sebarang dokumen sokongan
4. Tekan butang "Hantar Maklum Balas"



Cara untuk Mencari Klinik dan Hospital?

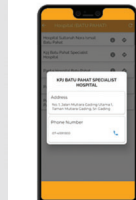
1. Pilihan-pilihan
a) Semua Klinik/ Hospital
b) Klinik/Hospital Berdekatan
* Pastikan GPS diaktifkan untuk menggunakan pilihan klinik/hospital berdekatan

2. Cari Klinik/ Hospital mengikut Negeri




3. Lihat Klinik atau Hospital dalam Bandar Pilihan

4. Anda boleh melihat senarai Klinik atau Hospital di dalam bandar terpilih




5. Tekan pada
 ⓘ Untuk mendapatkan Alamat dan Nombor Telefon Klinik atau Hospital
 📍 Untuk navigasi menerusi Waze atau Google Map




Cara untuk melihat Kelayakan anda?

1. Tekan Lihat Kelayakan

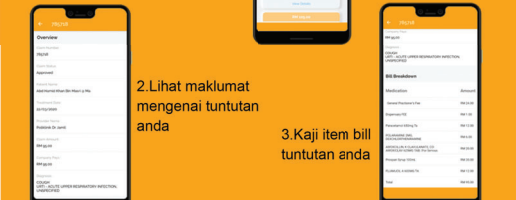
2. Boleh lihat kelayakan anda atau ahli keluarga anda



Lihat Sejarah Tuntutan Anda

1. Lihat semua tuntutan anda

3. Lihat maklumat kelayakan



2. Lihat maklumat mengenai tuntutan anda

3. Kaji item bill tuntutan anda